


How to Be Safe



On your Head Start
Bus

Important Message to Parents


Our goal is to keep your children safe while traveling to and from the Head Start Centers. We need your help in this important task.

Help your child establish a good morning routine:


- Always have your child ready 5-10 minutes before time for the bus to arrive.
- Always accompany your child to and from the bus. Do not allow them to run toward the bus.
- Make sure that your child is dressed properly for weather conditions. Drawstrings on jackets and clothing are unsafe!
- Please remember that when your child is being transported on a Head Start Bus, they are not permitted to bring backpacks, umbrellas or toys with them.
- Always be ready 5-10 minutes prior to your child coming home in the afternoon.

All of these things are very important in making the ride to and from your Head Start center both a fun and safe experience.

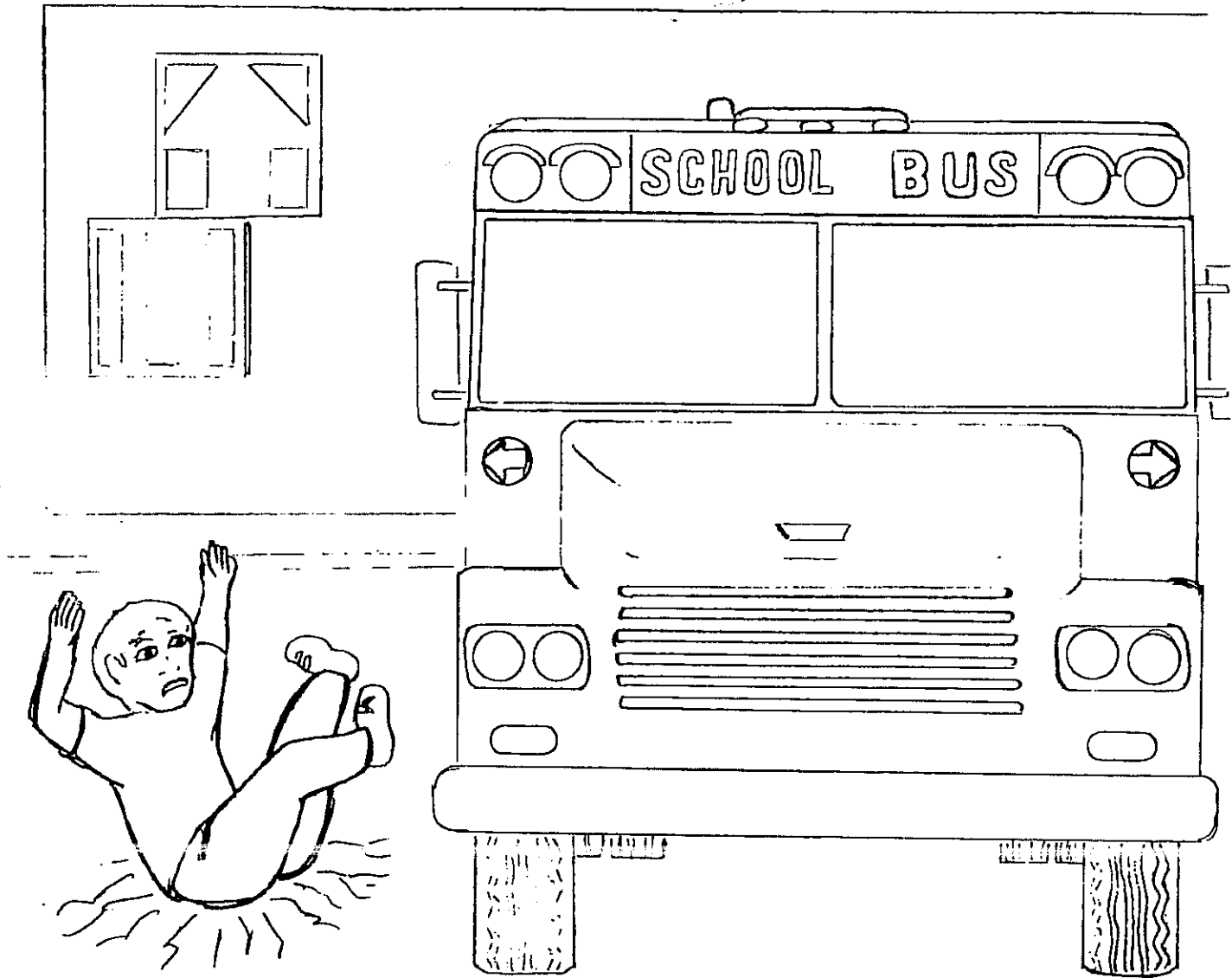
Working together, we can make this happen.




Always hold a big persons hand and walk to the bus, never run.



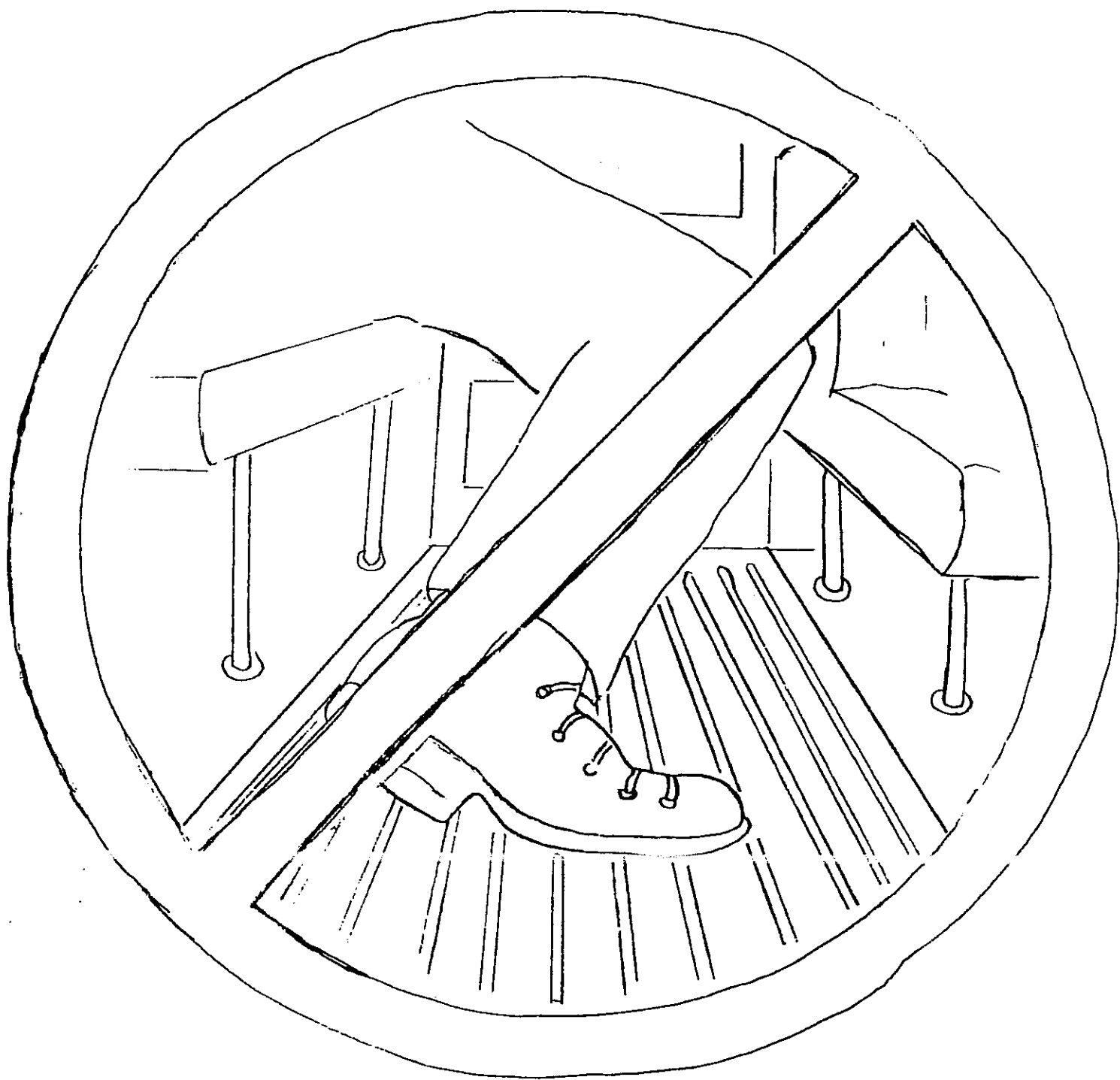
Always hold onto the handrail when going up or down the steps.




Never push or shove the other children
when getting on or off of the bus.



Always keep your hands inside the window.



Always keep your feet out of the aisles.



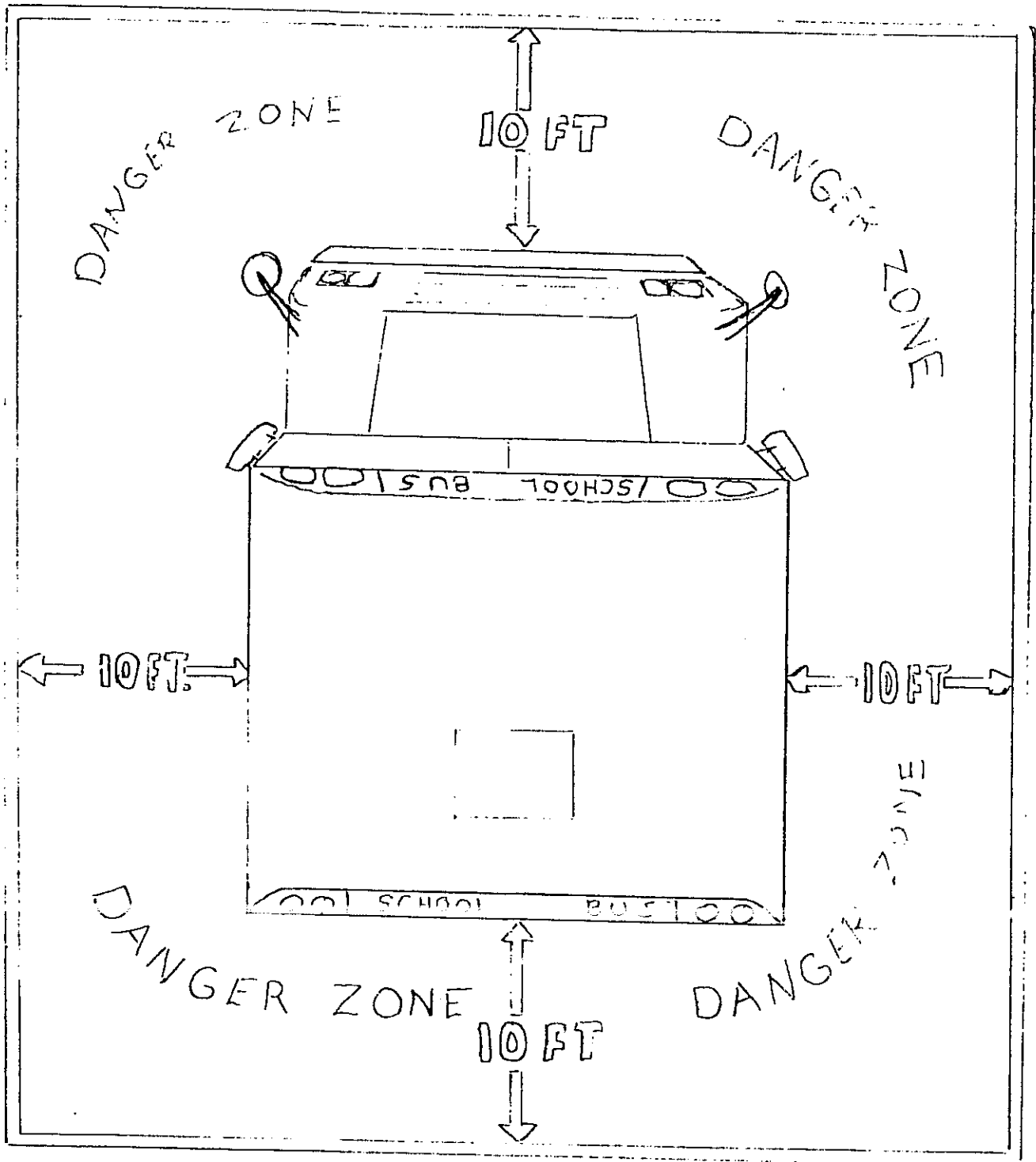
Always sit facing the front of the bus.




Remember do not eat, drink or chew gum
on the bus, you could choke.



Never use bad language on the bus and
always be polite to others.



Always stay out of the danger zone.




Do not get off of the bus until the teacher or another adult is ready for you.



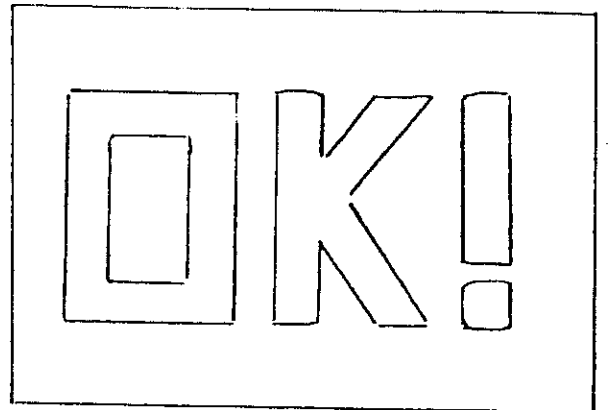
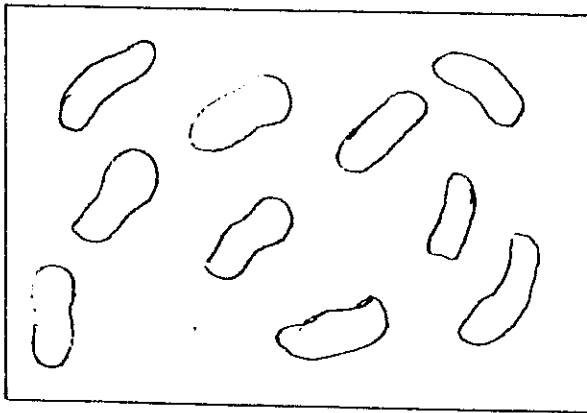
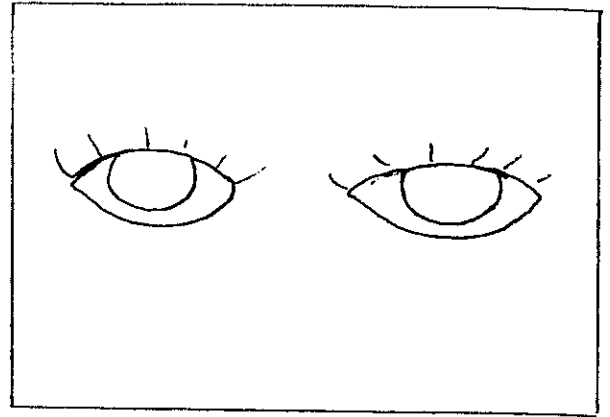

If you drop something while getting on or off of the bus, please tell the bus driver and another adult. Never crawl under the bus!!



Find a seat and stay seated.
Always leave your seat belt on when the
bus is moving.


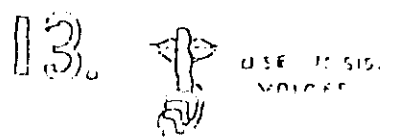




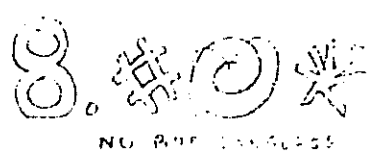
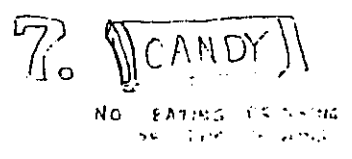

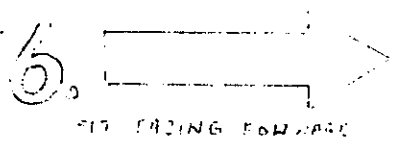



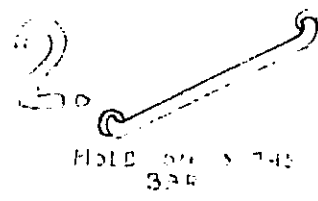



Use inside voices on the bus; talk quietly
with the other children.



If you have to cross the street to get on the bus always remember to:

1. Stop Look and Listen.
2. Take 10 giant steps in front of the bus.
3. Make sure you can see your bus driver and your bus driver can see you.
4. Wait for your bus driver to tell you to cross the road.



Please remember all of the safety rules and you will have a fun and safe bus ride to your Head Start Center.



Just a reminder:

- Parents, Guardians, Grandparents or Day Care Providers will be required to sign children on and off of the bus daily.
- Emergency card information will need to be kept up to date.

These requirements are in place to keep your child safe.

Thank you in advance from all of the
Head Start Staff.

Bus safety coloring book designed by the
following:

David Johnston
Bruce Schultz
Doug Allman
Colleen Wise
Mike Tucker
Mary Pingley

